

20-FT Container Insulation Kit nr. 1 full height

Thousands of tonnes of cargo have been carried, ranging from butter and cheese in the summer to liqueurs and confectionery in the winter months. Generally, the insulation material offers a satisfactory economics choice between:

- Using a dry freight container which cannot maintain the cargo temperature for a given transit time.
- Using an insulated container where positioning, and hire costst will make it uncompetitive.

- 20-FT full height installation instructions.
- Gebrauchsanweisung für Isolierfolie 20-FT volle Höhe.


In many cases, the use of insulation material has enabled cargoes which has previously used refrigerated containers to be more economicly shipped using dry freight containers.

Application

The kits are supplied with material cut to length and double-sided tapes ready for application. The sequence for installation is as follows

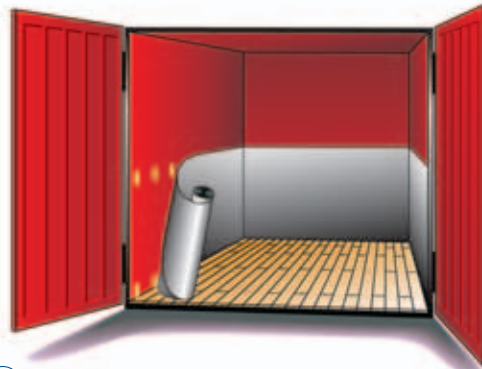
- Instrukties voor het aanbrengen van isolatie over de volledige hoogte van een 20 FT-container.
- Instructions d'installation sur toute la hauteur d'un conteneur 20-FT.

Postbus 95
NL-4200 AB Gorinchem
Westwagenstraat 79
NL-4201 HE Gorinchem
Tel +31(0)183-650450
Fax +31(0)183-650460
Internet: www.meuwissen.nl
E-mail: info@meuwissen.nl




①

- Fix 150 mm and 300 mm double sided tape lengths to container walls.
- Bevestig dubbelzijdige tape van 150 mm en 300 mm lengte aan de wanden.
- Klebebänder von 150 mm und 300 mm Länge an den Wänden befestigen.
- Fixez les autocollants double face de 150 mm et 300 mm



②

- Install bottom layer of insulation.
- Bevestig de onderste baan isolatie.
- Untere Isolierfolie befestigen.
- Installez la partie inférieure d'isolant.



③

- Instal top layer of insulation.
- Bevestig de bovenste baan isolatiefolie.
- Obere Isolierfolie befestigen.
- Installez la partie supérieure de l'isolant. longueur sur les parois.



④

- Load cargo. Cover top and rear of cargo.
- Laadt de container. Bedek de lading aan boven- en achterkant.
- Beladen der Ware. Anschliesend diese oben und an der Türseite abdecken.
- Chargez lesd marchandises. Couvriez le dessus et l'arrière.